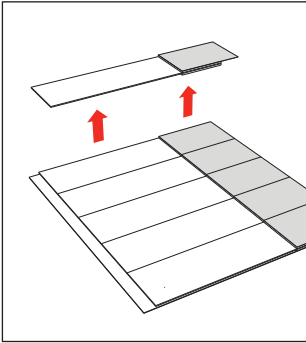
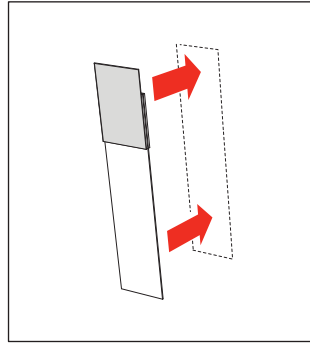


Directions for *Wire-Fastening* with Wirestrap



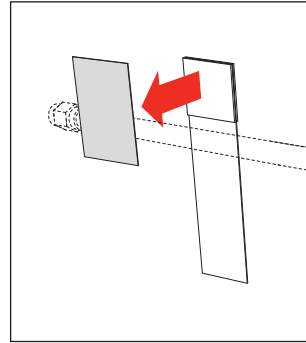
1. Remove Wirestrap

Hold **clear strap**, remove from *white liner*.



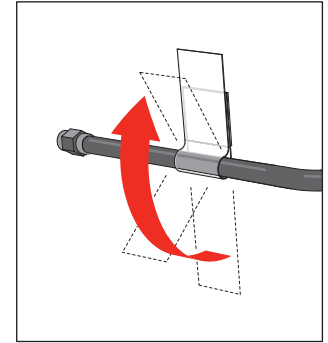
2. Adhere Wirestrap

Move into position & **press firmly over the adhesive**.



3. Position wire(s)

Remove *top liner*. Place wire near adhesive as shown.



4. Close the loop

Adhere end of strap to adhesive, **press down & rub firmly**.

Recommended for lightweight wire, cable, and tubing:

- Coaxial cable
- Computer or lamp cords
- Network cable
- Phone line
- Wiring harnesses

Not recommended for use on wallpaper and delicate surfaces, and textured or hard to stick to surfaces.

Wirestrap will hold up to 0.5LB under ideal conditions. Follow these instructions for best results. Note: Adhesion will build over time. Apply to surfaces above 50° F (10° C). Adhesive could soften and lose adhesion above 180° F (82° C) for Wirestrap professional and adhesion above 160° F (70° C) for standard Wirestrap.

Notes on Surface Preparation:

For best results, apply Wirestrap to clean, dry surfaces. To clean surface: Wipe surface lightly with isopropyl rubbing alcohol until clean and allow to dry.

For Best Performance:

During installation, be sure to leave slight slack in wire or cable, excess tension may reduce Wirestrap's holding power. Wirestrap is designed to hang lightweight wires & cables from vertical surfaces, loop side down (fig A). **Wirestrap is not recommended for use on ceilings or in any upside-down fastening application.**

To remove Wirestrap:

Grasp wiring with one hand on each side of Wirestrap and *peel slowly, pulling towards adhesive*. Remove Wirestrap from wire by carefully cutting film with scissors or utility knife. In the unlikely event of excess adhesive deposit on surface, blot remaining adhesive with adhesive on Wirestrap. If needed, clean remaining surface with isopropyl alcohol or citrus solvent.

Recycling Instructions:

Argent is dedicated to using recyclable materials whenever possible. Please recycle this product and packaging according to your local recycling center guidelines.

Resealable bag: May be reused and/or recycled as a number ♻ plastic.

Wirestrap: Cut adhesive from strap and discard. Remaining strap may be recycled as a number ♻ plastic.

Quality Guarantee:

If a product proves to be defective it will be replaced immediately. To receive a replacement, simply notify Wirestrap.com of any product defects within 30 days of the purchase date.

Returns:

Please contact a Wirestrap.com customer representative to obtain a return authorization number. Returns are normally accepted within 30 days of the ship date. Prices are subject to change without notice. A restocking fee of 15% may apply to all returns.

Figure A. Wirestrap Orientation:

